

ZK4-4P PI-Spring terminal blocks

Feed-through with 4 connections - 6 mm 0.236 in spacing



Description

Find all the features of the ZK4 terminal block with the added option of distributing or branching 4 conductors.


Ordering details

Description	Color	Type	Order code	Pkg qty	Weight (1 pce) g
Feed-through 4 connections	Grey	ZK4-4P	1SNK706012R0000	50	13.80
	Blue	ZK4-4P-BL	1SNK706022R0000	50	13.80
	Orange	ZK4-4P-OR	1SNK706032R0000	50	13.80

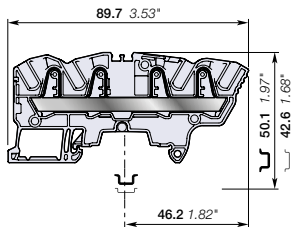
Main technical data

Connecting capacity	IEC	UL - CSA	Mounting instructions
1 conductor per clamp	Rigid - Solid / Stranded	0.5 ... 6 mm²	26 ... 10 AWG
	Flexible	0.5 ... 4 mm²	26 ... 12 AWG
	with non insulated ferrule	0.5 ... 4 mm²	26 ... 12 AWG
with insulated ferrule	0.5 ... 4 mm²	26 ... 12 AWG	
2 conductors per clamp	Flexible with twin ferrule	0.5 ... 1 mm²	26 ... 18 AWG
Rated current / Rated cross section		32 A / 4 mm²	30 A / 10 AWG
Rated short-time withstand current (1s)		480 A	636 A
Short Circuit Current Rating (with specific conditions)			100 kA
Rated voltage		1000 V	600 V
Impulse withstand voltage		8000 V	
Protection		IP20	NEMA 1
Increased safety Ex e		693 V 29 A IEC/EN 60079-7 - IM2 II 2 GD Ex eb IIC/IIC	

The connecting capacity data for one Rigid - Solid / Stranded - Flexible conductor (when applicable) is a mandatory information required by IEC, UL and CSA standards (Copper conductors). All other data are provided as supplementary information only. For more details, please consult our CB, UL or CSA certificates and technical datasheet available on <http://www.ABB.com>



ZK4-4P

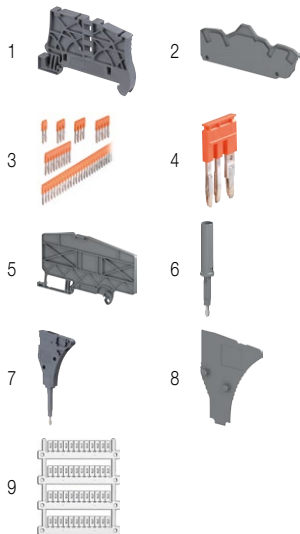


6 mm 0.236 in spacing

Accessories

Description	Color	Type	Order code	Pkg qty	Weight (1 pce) g	
1 End stops	Dark grey	BAZ1	1SNK900002R0000	50	5.30	
2 End sections	Dark grey	EK2.5-4P	1SNK705912R0000	20	2.70	
3 Jumper bars	Orange	2 poles	JB6-2	1SNK906302R0000	50	1.30
		3 poles	JB6-3	1SNK906303R0000	50	2.10
		4 poles	JB6-4	1SNK906304R0000	50	2.90
		5 poles	JB6-5	1SNK906305R0000	50	3.60
		10 poles	JB6-10	1SNK906310R0000	20	7.40
		50 poles	JB6-50	1SNK906350R0000	10	38.10
4 Cross spacing jumpers	Orange	JB85-3	1SNK900603R0000	10	2.80	
5 Circuit separators	Dark grey	3 mm	CS-R3	1SNK900107R0000	20	6.40
6 Test adapters	Dark grey	For test plugs DIA 2 mm	TP2	1SNK900203R0000	20	1.70
		For test plugs DIA 4 mm	TP4	1SNK900205R0000	20	2.40
7 Test connectors	Dark grey	End module, 5.2 mm	TC5-R1	1SNK900201R0000	10	5.20
		0.205 in				
8 Spacers	Dark grey	ES-TC6	1SNK900105R0000	10	0.80	
9 Terminal block markers	White	Blank marker	MG-CPM 13 41791	1SNB041791R0612	1680	0.27
		Blank card	MC612	1SNK150000R0000	22	10.00
			MC612PA	1SNK159999R0000	20	11.00
		Universal wire markers holder	UMH	1SNK9000611R0000	10	0.20

Complete list of accessories is indicated in the terminal block datasheet including end stops. Some accessories such as jumper bars may modify the terminal block's ratings: Complete information available in the accessories section of the catalog.



Ground PI-Spring terminal blocks

Description	Color	Type	Order code	Pkg qty	Weight (1 pce) g
Ground Profile aligned with ZK4-4P	Green-yellow	ZK4-PE-4P	1SNK706152R0000	20	18.40

All the technical data for UL/CSA standard and dimensions in inches are in italic. Technical data valid for copper conductors only.

